

Picture of health in Zadar county



General data Zadar county – cities and majors

**6 CITIES : Zadar, Nin, Biograd na Moru, Benkovac,
Obrovac, Pag**

**28 MAJORS : Bibinje, Galovac, Gračac, Kali,
Jasenice, Kukljica, Pašman, Tkon, Kolan,
Novigrad, Preko, Pakoštane, Povljana, Privlaka,
Poličnik, Škabrnja, Polača, Sali, Stankovci, Lišane
Ostrovičke, Ražanac, Starigrad, Sukošan, Sv. Filip
i Jakov, Posedarje, Vir, Vrsi, Zemunik Donji**

Basic data-population

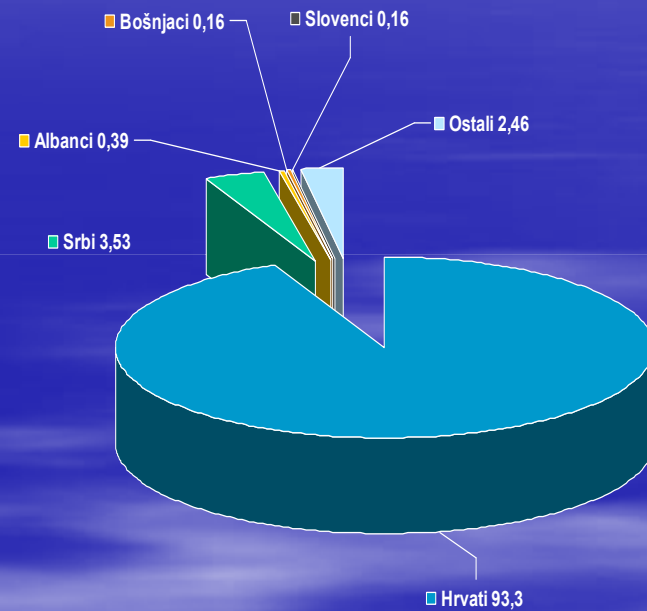
- According population census from 2001. was 162.045 inhabitants:

- 79.641 males
- 82.404 females

- National structure:

- Croatian – 93,3%
- Serbian – 3,53%
- Albanian – 0,39%
- Slovenian – 0,16%
- Bosnian – 0,16%
- Others -- 2,46%

Population

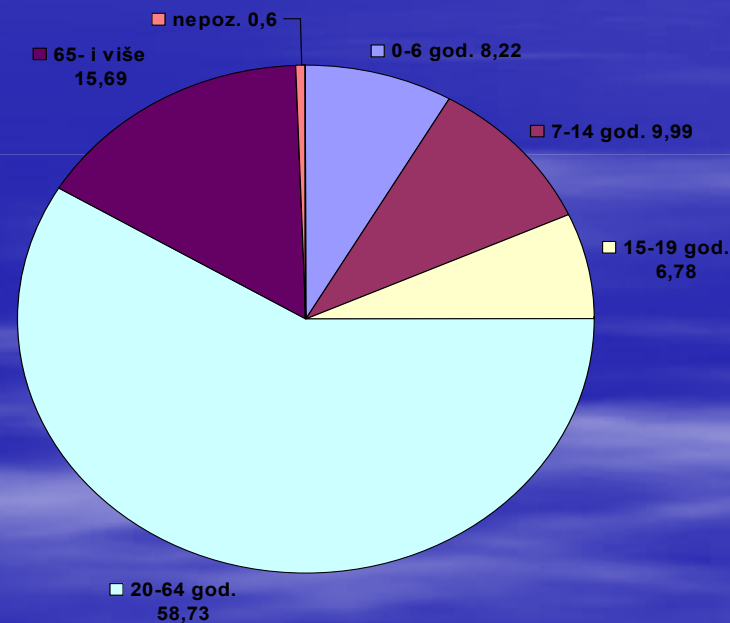


Basic data- population

Age structure

- 0-6 years – 8,22%
- 7-14 years – 9,99%
- 15-19 years – 6,78%
- 20-64 years – 58,73%
- 65 and more y. – 15,69%
- unknown – 0,60%

Dobna struktura



■ 0-6 god. ■ 7-14 god. ■ 15-19 god. ■ 20-64 god. ■ 65- i više ■ nepoz.

General data- vital index

COUNTY (2005.)Vital index (newborns/ 100 dieds)

Grad Zagreb	89,8
Zagrebačka	88,9
Krapinsko-zagorska	64,5
Sisačko-moslavačka	61,5
Karlovačka	52,6
Varaždinska	83,4
Koprivničko-križevačka	73,1
Bjelovarsko-bilogorska	66,9
Primorsko-goranska	69,0
Ličko-senjska	53,4

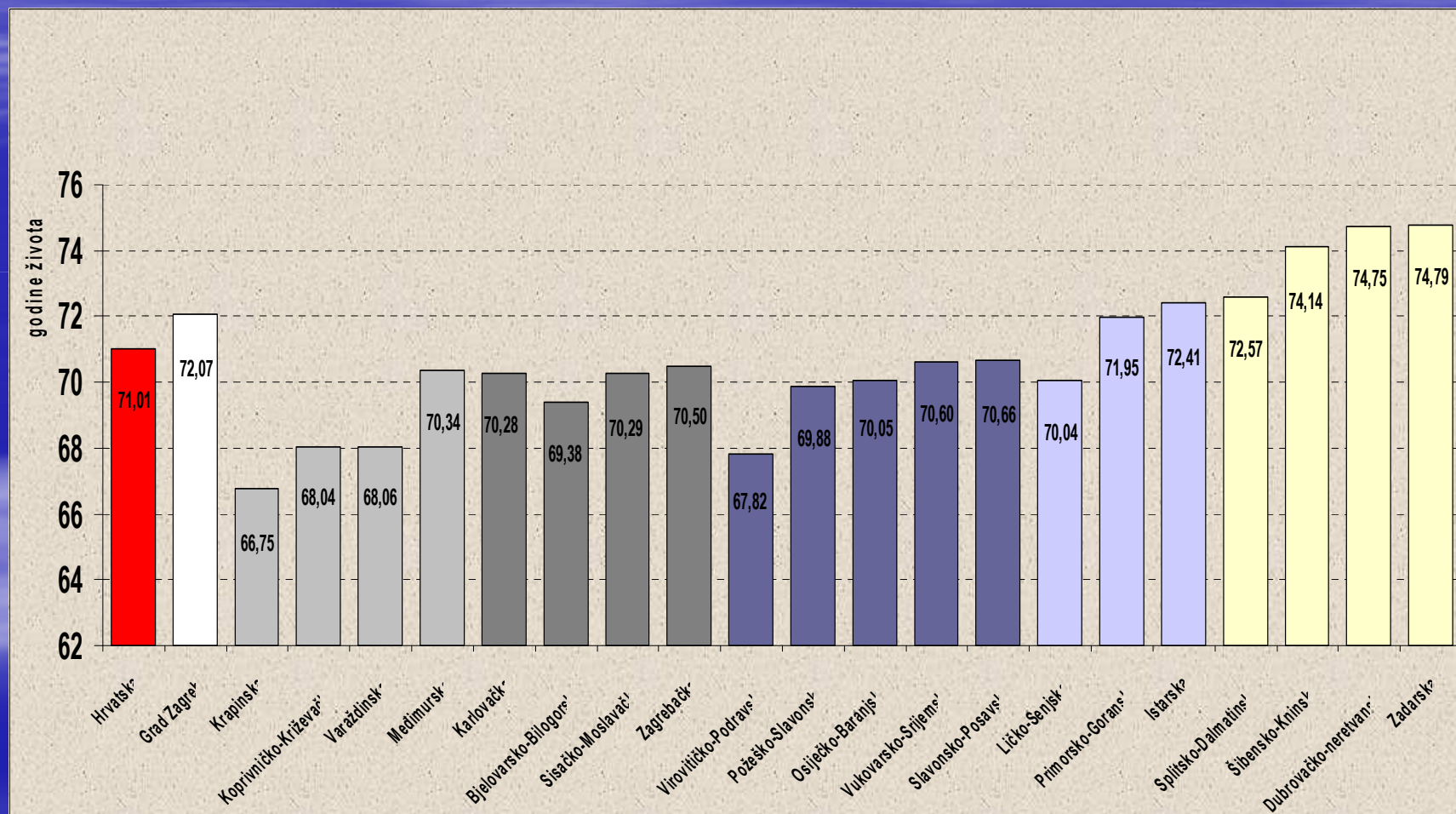
COUNTY (2005.)Vital index (newborns/ 100 dieds)

Požeško-slavonska	84,4
Brodsko-posavska	88,4
Zadarska	104,5
Osječko-baranjska	77,0
Šibensko-kninska	63,8
Vukovarsko-srijemska	88,0
Splitsko-dalmatinska	109,6
Istarska	80,2
Dubrovačko-neretvanska	99,6
Međimurska	98,6

Republic of Croatia 82,0

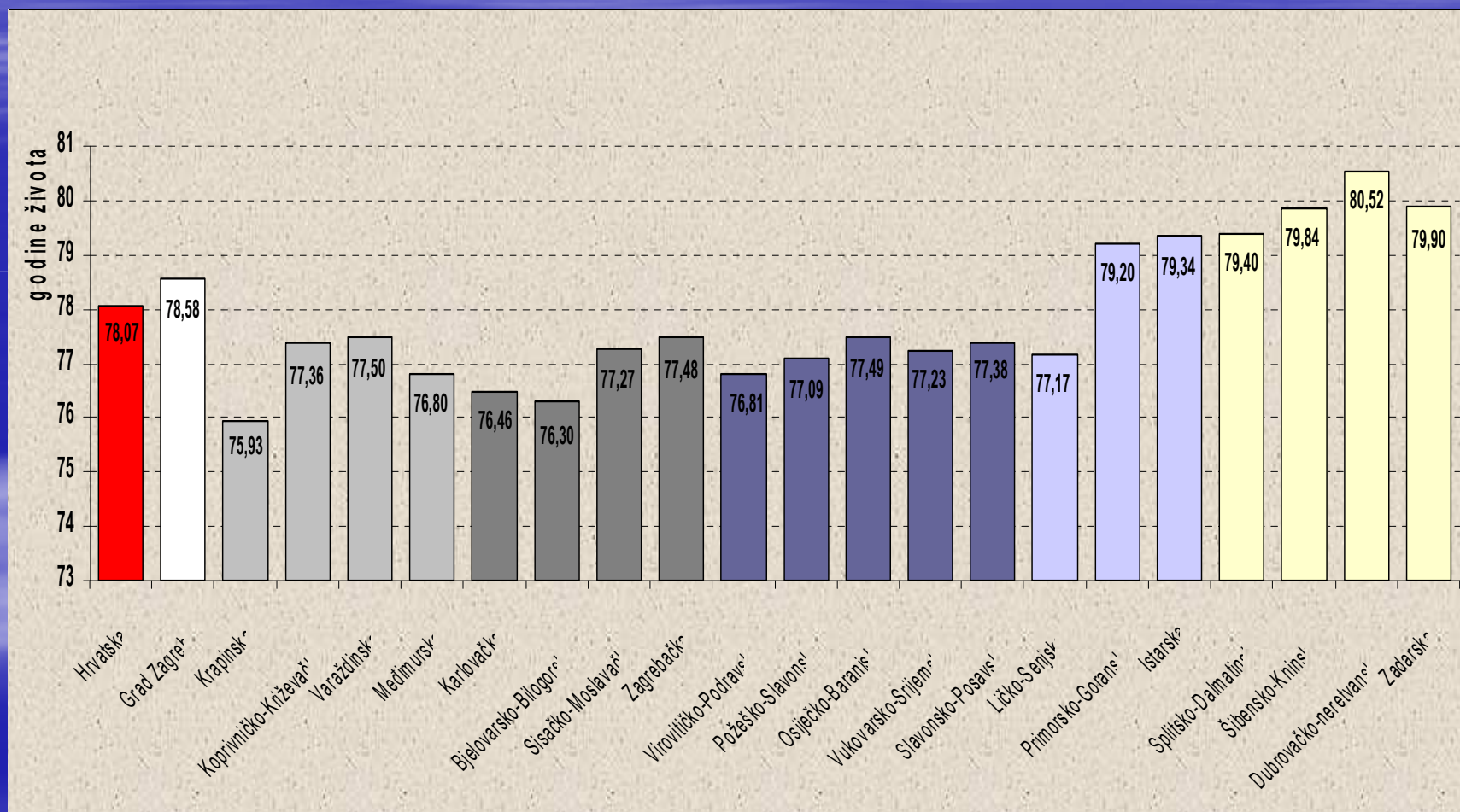
General data-life expectancy

Croatia, counties, males, 2001.g. (Source:HZZJZ, dr Sanja Musić Milanović)

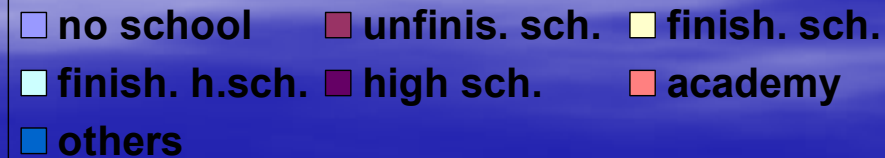
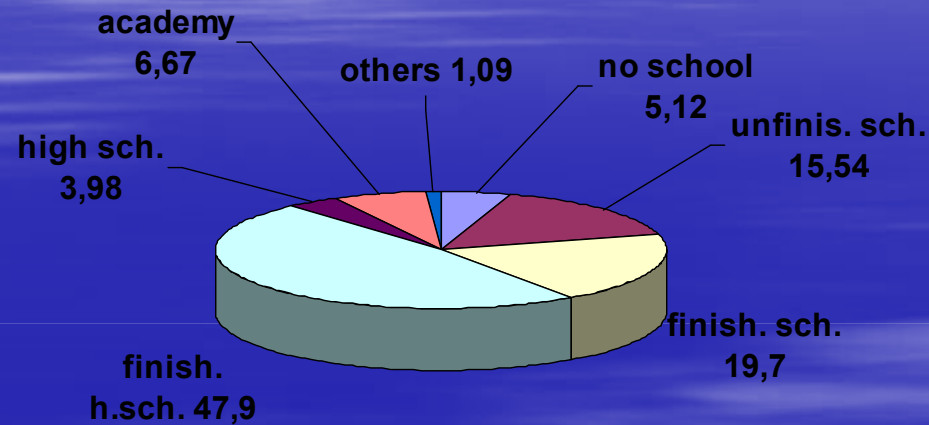


General data-life expectancy

Croatia, counties, females, 2001.g. (Source:HZZJZ, dr Sanja Musić Milanović)



General data-education structure



Socio-economic indicators- employment

- population of working age – 131.578
(> 15 years)
- work labour – 62.338
- employed - 50.440 (80,9%)
- unempolyed 11. 898 (19,1%)

Socio-economic indicators- pensioners

- Pensioners – total - **34.400** – 21,2%
 - retirement pension - 19.300
 - invalid pension - 7.700
 - family pension - 7.400

Ecological characteristic –water for drink quality- 2005

- 36,02% not good
 - chemical 8,2%
 - microbiological 32,7%

More of this results are from water which is not threated with susteined disinfection.

Ecological characteristic – sea water - 2005

Points number	Sampling frequency	Total number	Invalid samples (%)
79	10-13	818	4

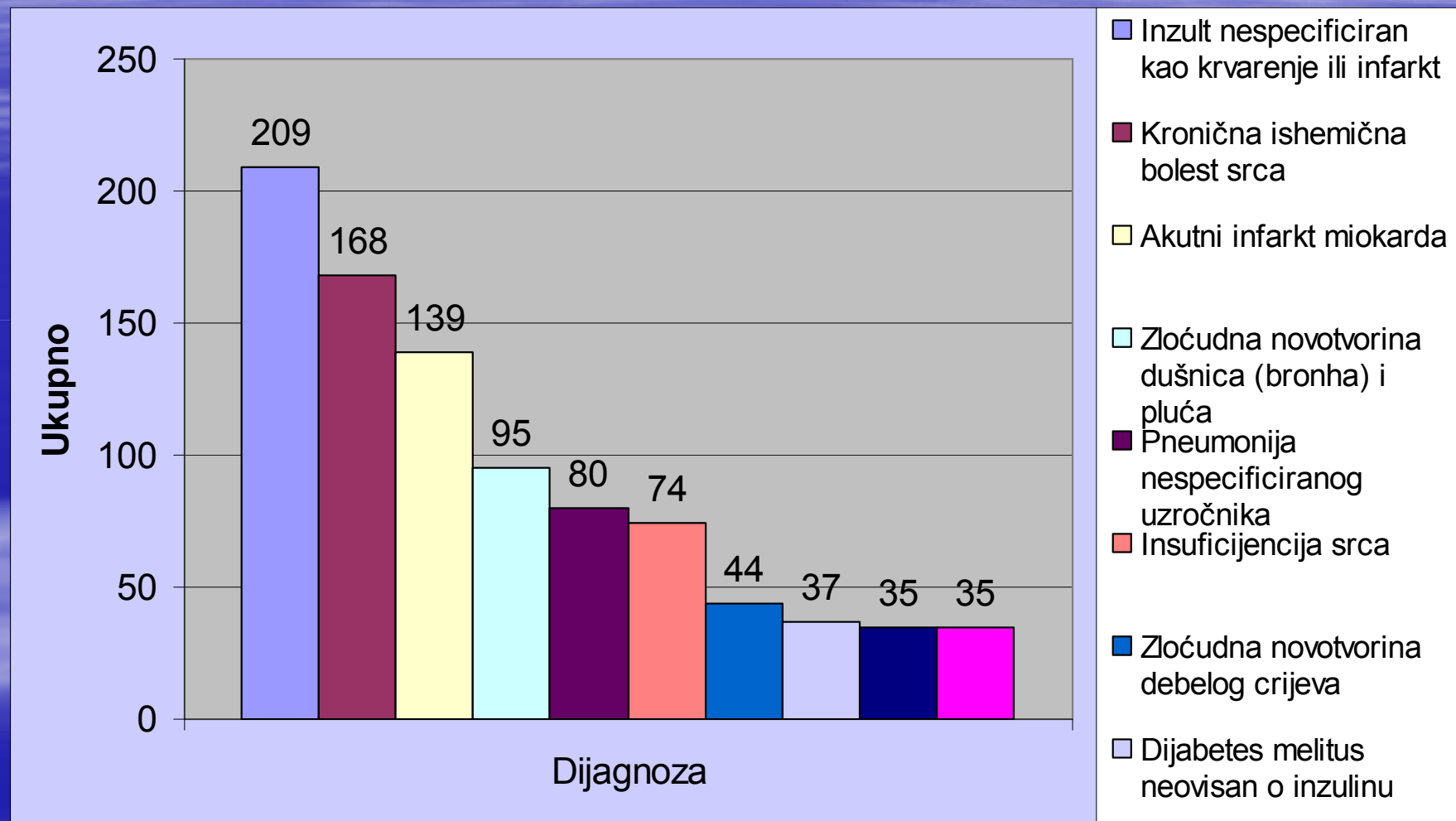
<u>Evaluation according standards WHO</u>	Sea high quality I	Sea for bathing II	Occasionally sea pollution III	Bigger sea pollution IV
Points number	34	42	3	0

Health care system

- 1 general hospital, 2 special hospital
 - 1 institute of public health
 - 95 private GP dispensary, 110 private dentist dispensary
 - 16 others private special dispensary
 - 33 pharmacy
- **Number of employees in health care system- Zadar county are 2 611.**

Zdravstveno-statistički pokazatelji

Ten leading causes of death in Zadar county – 2006



Health-statistical indicators

Cancer is second most significant cause of death in Zadar county

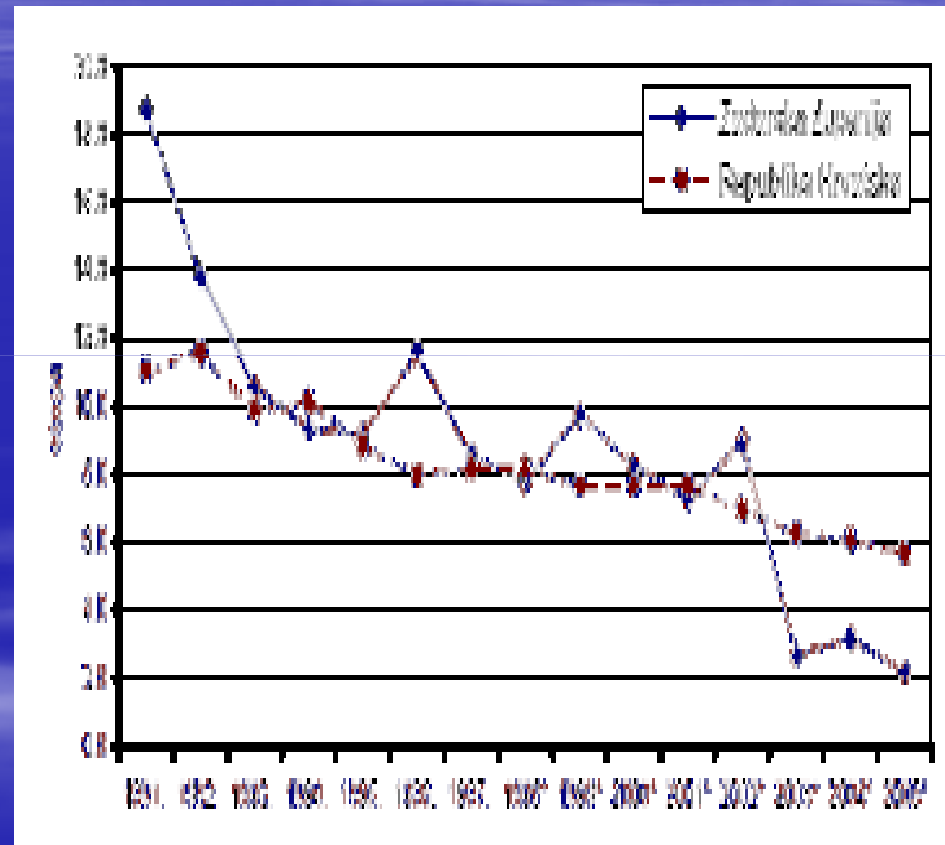
In 2005. 440 people were died.

271 females (breast, colon, bronchi and lung, pancreas)

169 males (bronchi and lung, prostate, colon, stomach)

Health-statistical indicators

Infant mortality-
(died infants on 1000 newborns)



Health-statistical indicators

Vaccination

- Satisfactory
- In Zadar county coverage vaccination in all areas is between **97-98%**.

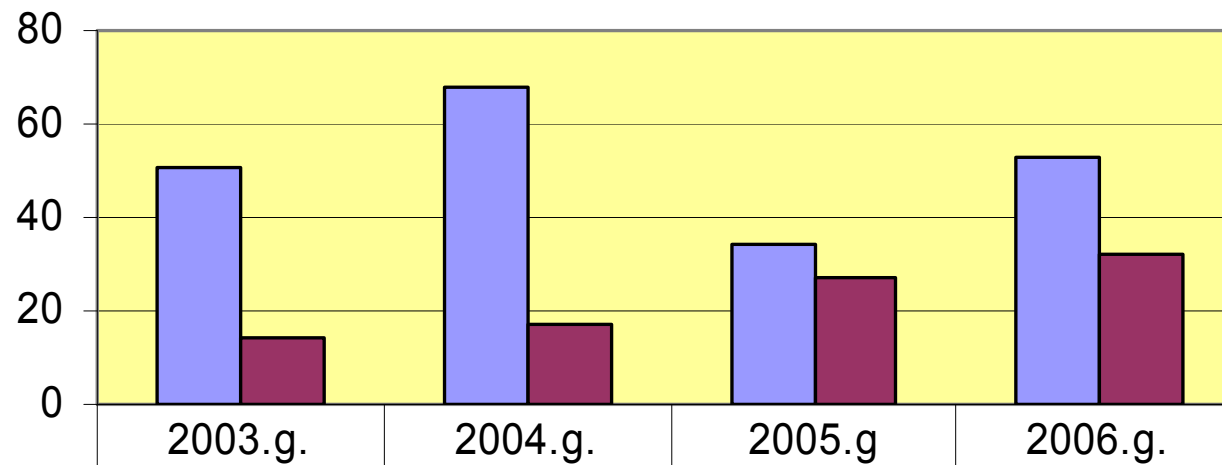
Health-statistical indicators

Drug addiction (psychoactive drugs)-2006.

- From 1998 -2005 year has registred 1338 drug users.
- In 2005.g. were healing **505 pearsons**, **474** heroin addicts, 31 others drug users (kokain, ectasy etc)
- During 2006.year first notified in our Institute of public health - **97** pearsons
- In 2006.y. we had on substitution therapy - metadonom (Heptanonom) **460 pearsons** **and with** buprenorfom (Subutexom a 2 mg.) **100** pearsons.

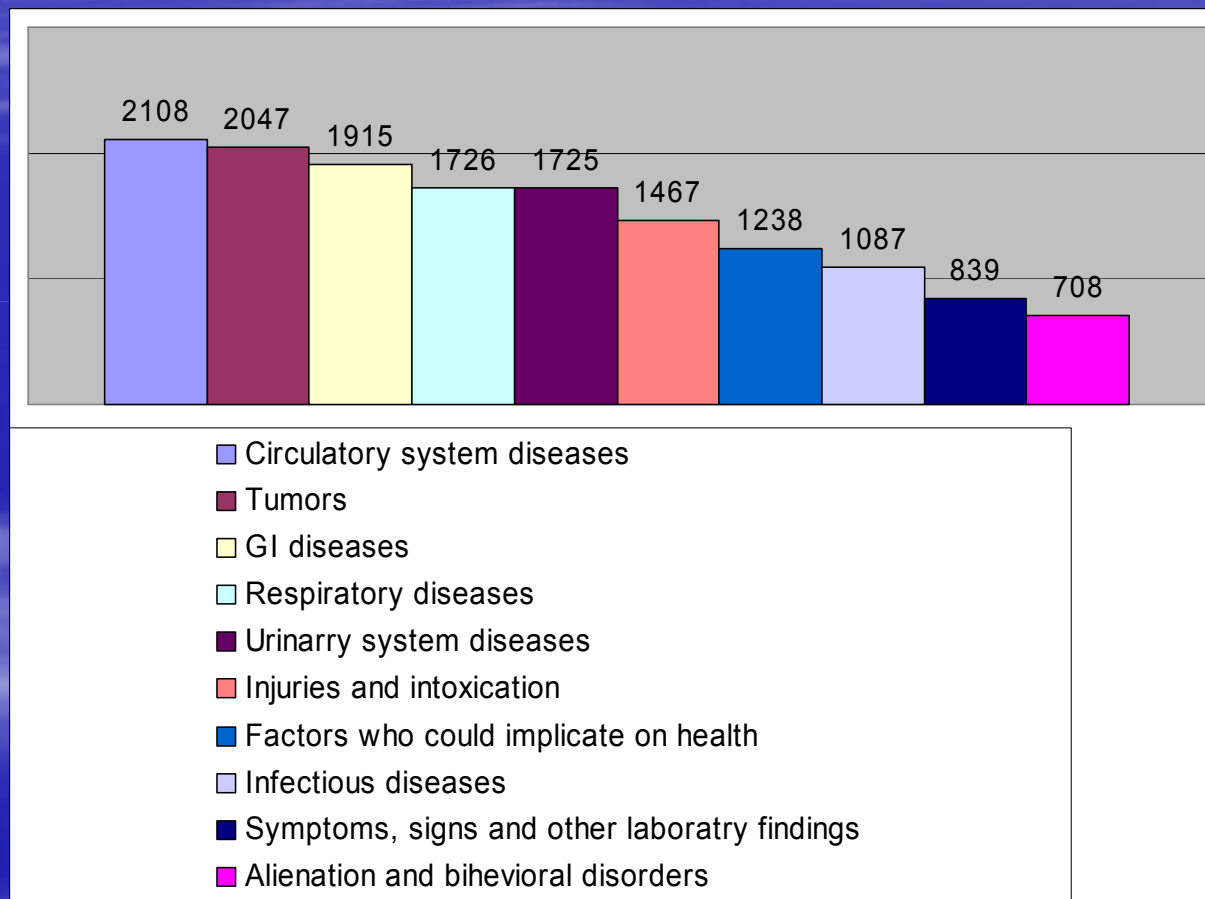
Health-statistical indicators

Drug users-youngs - Zadar county



Age (18-21 g.)	51	68	34	53
Age (14-16 g.)	14	17	27	32

Health-statistical indicators – hospitalization in GH Zadar 2005.



Contagious diseases

Names of diseases	Number of registration	
	2005.g.	2004.g.
		.
Influenza	3 812	1 706
Varicella	622	1 157
Pneumonia-bronchop.	228	323
Angina streptococcia	223	204
Enterocolitis	183	223
Salmonellosis	127	88
Herpes zoster	90	100
Scarlatina	39	47
Nosilaštvo HCV	37	60
TBC activa	30	32

Epidemics

- During 2005. year were registered 6 epidemics contagious diseases with 76 patients. Causative agents are:
 - *Salmonella enteritidis*, 36 patients
 - *Staphylococcus aureus* (stafilokokna toksoinfekcija), 19 patients
 - *Toxiinfectio alimentaris*, 17 patients
 - *Micetizam*, 4 patients
- **Tuberculosis**
- In 2005. incidence was 16,7/ 100000, (Croatia 25,8)

In 2005. year were registered 5511, in 2004. year 4095 infectious diseases

Public health priority

Five public health priorities in Zadar county determined by public discussion:

1. Consequences using drugs
2. Consequences smoking tobacco
3. Circulatory diseases
4. Violence in family
5. Sports recreation
6. Breast cancer
7. Outinstitutional care
8. Cancer bronchial and lungs
9. Colon cancer
10. Outinstitutional care old persons

Team members:

- Stipe Zrilić
- Josip Kraljić
- Mladen Mavar
- Ljiljana Balorda
- Renata Bek
- Tomislav Orović
- Maja Pletikosa
- Dario Nakić
- Jelena Dukić
- Ana Petrić
- Suzana Dražić
- Franka Krajnović

■ Thank you for your
attention